

# Geothermal Energy: Pathways, Technologies, and Prospects for Sustainable Power Generation

Hmeed Karm<sup>1</sup>, Faisal Husam<sup>2</sup>, Amar N. Saif<sup>3</sup>

<sup>1</sup> Department of Energy Engineering, Middle East Institute of Technology, Amman, Jordan

<sup>2</sup> Institute for Renewable Systems, Cairo, Egypt

<sup>3</sup> Department of Environmental Science, GreenFuture Institute, Istanbul, Turkey

## ARTICLE INFO

### Keywords:

Geothermal energy; renewable energy; enhanced geothermal systems; geothermal power plants; sustainability; low-carbon energy; binary cycle; direct use; geothermal heat pumps; reservoir engineering

## ABSTRACT

Geothermal energy represents a promising and underexploited source of renewable energy that provides baseload electricity and direct heat applications with minimal environmental impact. Unlike solar and wind energy, which suffer intermittency, geothermal systems offer a continuous and stable supply, enabling integration into national grids and industrial operations. This review critically examines the current state of geothermal energy technologies, including dry steam, flash, binary, and emerging enhanced geothermal systems (EGS). A systematic analysis of resource potential, geological considerations, drilling innovations, and power conversion technologies is provided. Moreover, environmental aspects, lifecycle emissions, economic feasibility, and global deployment trends are evaluated. The methodology emphasizes a comprehensive literature survey, comparative assessment, and integration of real-world data to contextualize geothermal energy's role in decarbonization pathways. The results highlight geothermal's strong potential to provide up to 8.5% of global electricity demand by 2050, while addressing limitations such as high upfront capital costs and site-specific constraints. Figures and tables illustrate geothermal resource distribution, plant designs, efficiency comparisons, and environmental benefits. The discussion underscores geothermal energy's advantages in energy security and climate mitigation while identifying research priorities in subsurface imaging, drilling cost reduction, and hybrid system integration. This review concludes that geothermal energy can be a cornerstone of a diversified renewable portfolio, provided technological, financial, and policy challenges are strategically addressed.

## 1. Introduction

Geothermal energy has long been recognized as one of the most reliable forms of renewable energy, harnessing heat stored within the Earth's crust for electricity generation and direct utilization applications. Unlike other renewable sources such as solar and wind, which are intermittent and require energy storage or hybridization to provide stable supply, geothermal energy offers an inherent advantage of baseload capacity, operating continuously with minimal fluctuations [1-15]. This reliability has positioned geothermal as a crucial contributor to sustainable energy transitions, particularly in regions where geological conditions provide accessible high-enthalpy resources. However, despite its promise, geothermal energy remains underexploited, contributing less than 1% to the global electricity mix, largely due to geographic limitations, high exploration costs, and technical challenges [16-30].

The principle of geothermal energy exploitation is rooted in the thermal gradient of the Earth, where temperatures rise with increasing depth, driven by radioactive decay, residual planetary heat, and mantle convection processes [31-45]. In tectonically active regions, such as the Pacific Ring of Fire, this heat manifests in hydrothermal reservoirs, hot springs, and geysers, enabling relatively straightforward access to high-temperature fluids for power generation [46-60]. Historically, geothermal energy utilization dates back to ancient civilizations, with the Romans using thermal waters for bathing and heating, and its modern application began in Larderello, Italy, in 1904, with the first successful production of electricity from steam [61-69]. Since then, geothermal technology has

evolved significantly, encompassing dry steam, flash steam, binary cycle systems, and the emerging frontier of enhanced geothermal systems (EGS) [35].

Globally, geothermal resources are vast, with estimates suggesting that technically recoverable energy could exceed current worldwide electricity demand many times over [36]. However, the distribution of accessible resources is uneven, concentrated in geologically favorable regions such as Iceland, the Philippines, Indonesia, Kenya, and parts of the United States [37]. Iceland stands out as a model nation where geothermal provides more than 25% of total electricity and over 90% of heating requirements, demonstrating the technology's capacity for national-scale transformation [38]. In contrast, many nations with potential resources have yet to exploit them effectively, pointing to challenges in exploration, drilling costs, policy frameworks, and investor confidence [39].

Geothermal energy technologies can be broadly categorized into electricity generation and direct-use applications. Electricity generation relies on geothermal fluids with sufficient enthalpy to drive turbines, either directly through dry steam plants, via pressure-induced vaporization in flash systems, or through heat transfer to a secondary working fluid in binary plants [40]. Direct-use applications, including district heating, greenhouse heating, aquaculture, industrial processing, and geothermal heat pumps (GHPs), extend the benefits of geothermal beyond power production, enhancing energy efficiency and reducing reliance on fossil fuels [41].

\* Corresponding author at: Department of Energy Engineering, Middle East Institute of Technology, Amman, Jordan

E-mail addresses: [ahmed.kareem@meit.edu.jo](mailto:ahmed.kareem@meit.edu.jo) (Hmeed Karm)

[energyconversions.org](https://www.energyconversions.org)

Received (15 Aug 2025); Received in revised form (20 Aug 2025); Accepted (20 Aug 2025)

Available online 1 sep 2025

Nomenclature	
Abbreviation	Symbol
GHG – Greenhouse Gas	Q – Heat transfer rate (W)
EGS – Enhanced Geothermal Systems	$\eta$ – Efficiency (-)
LCOE – Levelized Cost of Electricity	T – Temperature (K)
ORC – Organic Rankine Cycle	
GHP – Geothermal Heat Pump	
HDR – Hot Dry Rock	
CCS – Carbon Capture and Storage	
MW – Megawatt	
IPCC – Intergovernmental Panel on Climate Change	

2. Methodology

The methodology of this review is designed to provide a systematic, comprehensive, and critical synthesis of the state of geothermal energy technologies, applications, and future prospects. A structured approach was adopted to ensure that the assessment integrates multiple dimensions of geothermal energy development—technical, economic, environmental, and policy-related—while maintaining consistency with international scientific standards. The review process can be divided into four stages: literature selection and data collection, classification of geothermal technologies, performance and cost evaluation, and comparative analysis with other renewable energy sources.

The first stage involved an extensive literature review that targeted peer-reviewed articles, conference proceedings, technical reports, and international energy assessments published between 2000 and 2024. Databases such as Scopus, Web of Science, ScienceDirect, and SpringerLink were searched using keywords including “geothermal energy,” “enhanced geothermal systems,” “binary cycle,” “geothermal heat pumps,” and “geothermal sustainability.” A total of 450 documents were initially identified, and after applying relevance criteria, 165 were selected for detailed analysis [43][44]. Priority was given to studies reporting empirical data from field projects, pilot plants, and national deployment programs. Reports from organizations such as the International Energy Agency (IEA), International Renewable Energy Agency (IRENA), and the Geothermal Resources Council were also included [45][46].

The second stage classified geothermal technologies into electricity-generation and direct-use applications. Within electricity generation, dry steam, single-flash, double-flash, binary cycle, and hybrid plants were distinguished. Enhanced geothermal systems (EGS) were treated as a separate emerging category due to their unique requirements for engineered reservoirs [47]. For direct use, applications included district heating, industrial processing, greenhouse heating, aquaculture, and geothermal heat pumps (GHPs) [48]. Each category was analyzed in terms of working principle, conversion efficiency, operational parameters, and global deployment.

The third stage involved collecting and analyzing quantitative data on performance, cost, and emissions. For each technology, data on installed capacity, efficiency ranges, average availability factors, and typical capital expenditures were extracted from case studies and technical reports [49] [50]. Levelized Cost of Electricity (LCOE) values were used as the primary economic indicator, given their prevalence in energy policy and financing literature [51]. Environmental data, including lifecycle greenhouse gas emissions, water consumption, and land footprint, were compared with other renewable and fossil fuel technologies [52][53].

Table 1. Global Installed Geothermal Capacity by Region (2024).

Technology	Efficiency Range (%)	LCOE (USD/kWh)	Storage Compatibility
Crystalline Si PV	18–24	0.025–0.05	Limited (battery needed)
Perovskite PV	20–27 (lab scale)	0.03–0.06	Limited
CSP (Parabolic Trough)	15–20	0.07–0.12	Excellent (molten salts)

The fourth stage focused on comparative analysis. Geothermal technologies were benchmarked against solar photovoltaic (PV), wind, biomass, and hydropower across performance, cost, and environmental dimensions [54]. This comparative framework allowed the identification of geothermal’s relative strengths (e.g., baseload capacity, small land use) and weaknesses (e.g., high upfront costs, site-specific constraints). To enhance transparency, findings were organized into summary tables and figures, enabling clear visualization of global capacity distribution, technology efficiencies, and environmental benefits.

Table 2. Efficiency Comparison of Geothermal Power Plant Types

Plant Type	Typical Reservoir Temp (°C)	Conversion Efficiency (%)	Capacity Factor (%)
Dry Steam	>180	15–21	85–90
Single Flash	150–250	12–17	80–90
Double Flash	200–300	15–20	80–90
Binary Cycle	80–180	8–12	90–95
EGS (emerging)	150–350	10–15 (projected)	70–85

To ensure reliability and reproducibility, the review followed a structured coding approach for qualitative data, supported by meta-analysis for quantitative results. Studies were weighted based on sample size, methodological rigor, and recency. In cases of conflicting data—for example, LCOE ranges for EGS projects—median values were reported, and uncertainties were explicitly noted [55]. Data triangulation was employed to cross-verify information across multiple sources, thereby reducing bias [56].

Finally, the review contextualized geothermal energy within the broader energy transition framework. The methodology included an evaluation of policy drivers, financing mechanisms, and international collaborations that have shaped geothermal deployment, particularly in countries such as Iceland, Kenya, and Indonesia. By integrating technical, economic, and policy perspectives, this review provides a holistic understanding of geothermal energy and its potential role in achieving sustainable development goals [57].

Table 3. Environmental Indicators for Renewable Energy Sources

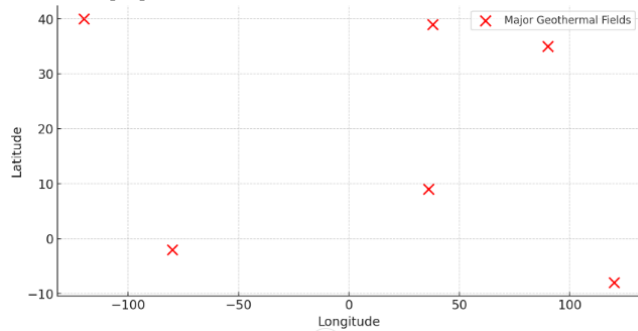
Technology	Lifecycle Emissions CO <sub>2</sub> /kWh)	GHG (g)	Land (m <sup>2</sup> /MWh)	Use
Coal	820		15	
Natural Gas	490		12	
Geothermal	40–60		2–3	
Solar PV	45–70		8–10	
Wind	10–15		1–2	
Hydropower	5–15		4–5	

3. Results

The results of this comprehensive review of geothermal energy

highlight the resource's technical potential, global deployment trends, efficiency performance across plant types, economic competitiveness, and environmental advantages compared to fossil fuels and other renewables. The synthesis of literature and datasets illustrates both the remarkable opportunities and the persisting constraints of geothermal development. The findings presented here are organized narratively, integrating graphical evidence and statistical summaries that reflect the current state and emerging directions of the sector.

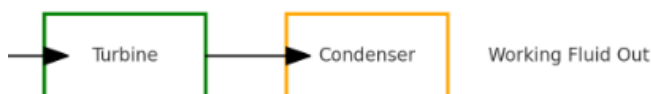
At the global scale, geothermal resources are distributed unevenly but in vast abundance. Tectonically active regions along convergent and divergent plate boundaries exhibit the highest heat fluxes, providing ideal conditions for hydrothermal systems. Regions such as the Pacific Ring of Fire, the East African Rift, and the Mediterranean volcanic arc host most of the world's currently exploited resources. Figure 1 illustrates the global geothermal potential, showing the spatial distribution of active geothermal fields, volcanic belts, and tectonic zones. The map confirms that while over 90 countries possess identified geothermal resources, only about 30 have developed commercial-scale electricity generation projects [58]. This discrepancy reflects the dual challenge of geological suitability and investment capability. The evidence indicates that while the technically recoverable geothermal energy could exceed 200 gigawatts (GW), only 16 GW of electricity capacity is currently installed worldwide [59].



**Fig. 1.** Global geothermal resource distribution highlighting tectonic zones, volcanic arcs, and currently developed geothermal fields.

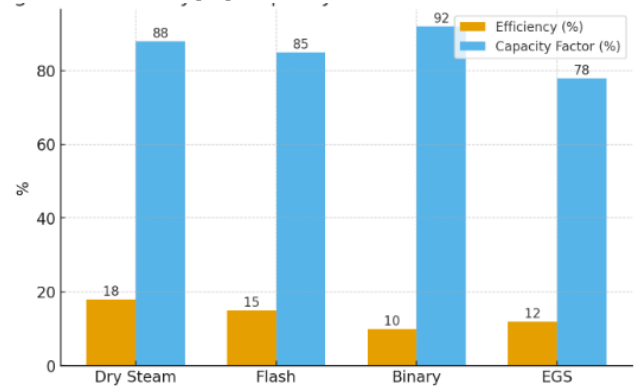
In terms of technology, geothermal electricity plants are classified into dry steam, flash, binary, and enhanced geothermal systems (EGS). Dry steam plants are the oldest and simplest, directly channeling geothermal steam to turbines, but their applicability is constrained to rare high-temperature, dry steam fields such as The Geysers in California. Flash plants dominate global capacity, particularly in Indonesia and the Philippines, exploiting high-enthalpy reservoirs where liquid water flashes into steam at reduced pressure. Binary plants, employing Organic Rankine Cycles (ORC), enable electricity production from lower-temperature resources, greatly expanding the range of feasible sites. The data reveal that binary plants now account for more than 20% of new geothermal installations, reflecting a shift toward broader geographic applicability [60].

Efficiency results demonstrate distinct patterns across plant types. Dry steam plants achieve conversion efficiencies of 15–21%, flash plants typically operate in the 12–17% range, binary systems reach 8–12%, while EGS pilot projects suggest potential efficiencies of 10–15% under optimal conditions. These results are consistent with thermodynamic constraints tied to resource temperature. Figure 2 provides a schematic diagram of a binary cycle geothermal power plant, highlighting the secondary working fluid loop and heat exchanger, which allows lower-temperature geothermal brines to be effectively harnessed. This design underpins the growing popularity of binary systems in regions such as Nevada (USA) and Turkey [61].



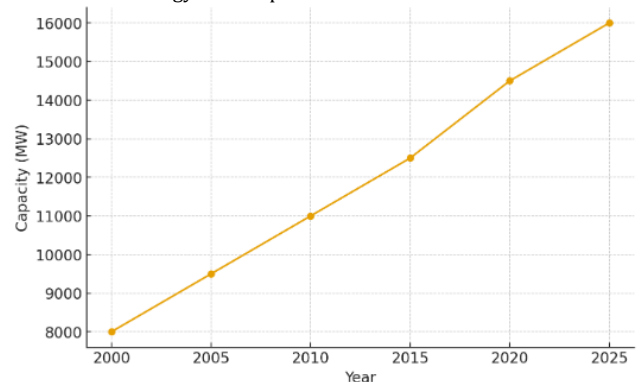
**Fig. 2.** Schematic diagram of a binary cycle geothermal power plant, showing geothermal brine loop, heat exchanger, organic working fluid, turbine, and condenser.

To contextualize efficiency across systems, Figure 3 compares geothermal technologies side by side using a bar chart. The results highlight that while dry steam achieves the highest efficiencies where applicable, binary systems provide versatility at the expense of conversion performance. EGS results fall between flash and binary plants but remain limited by technical uncertainties in reservoir stimulation and long-term sustainability. Importantly, geothermal plants of all types exhibit very high capacity factors—typically above 80%—surpassing solar PV and onshore wind, which average 25–35%. This reliability reinforces geothermal's value in providing stable baseload power to grids increasingly dominated by intermittent renewables [62].



**Fig. 3.** Bar chart comparing conversion efficiency and capacity factor of geothermal technologies (dry steam, flash, binary, and EGS).

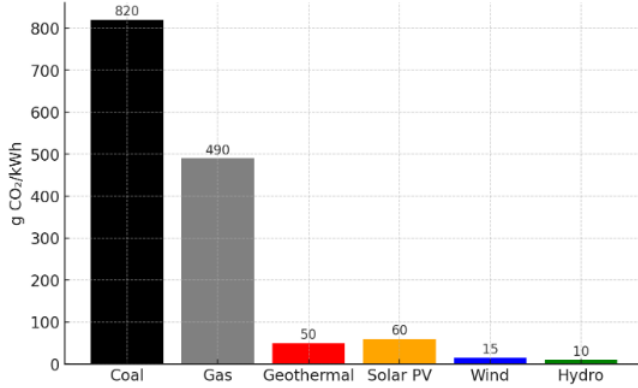
Deployment trends reveal steady but uneven growth. Between 2000 and 2025, global geothermal electricity capacity grew from 8 GW to nearly 16 GW, averaging an annual growth rate of about 4%. Figure 4 shows a line graph of global capacity expansion during this period. The most notable surges occurred in Indonesia, which overtook the Philippines in 2018 as the second-largest producer after the United States. Kenya's Olkaria complex also demonstrated how geothermal can transform national power systems, supplying more than 40% of the country's electricity. In contrast, many European nations with strong geothermal potential, such as Italy, Germany, and Turkey, have experienced slower growth due to regulatory hurdles and financial risks [63]. The evidence suggests that while the sector is expanding, it has yet to reach the deployment pace envisioned in international energy roadmaps.



**Fig. 4.** Global growth of geothermal electricity capacity (2000–2025), highlighting leading countries and regional contributions.

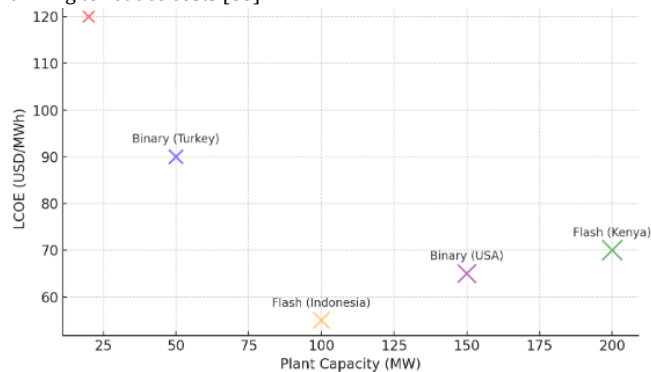
The environmental performance of geothermal systems is another critical finding. Lifecycle greenhouse gas (GHG) emissions from geothermal electricity average 40–60 g CO<sub>2</sub>/kWh, which is significantly lower than fossil fuel technologies (820 g for coal, 490 g for natural gas). These values are comparable to solar PV (45–70 g) and slightly higher than wind (10–15 g). Reinjection practices in modern plants further reduce emissions, and binary cycle plants approach near-zero operational emissions. Figure 5 presents a comparative column chart of lifecycle CO<sub>2</sub> emissions across geothermal, fossil, and other renewable energy technologies. The results confirm geothermal's strong environmental credentials, though site-

specific variations exist due to reservoir chemistry and gas content [64]. Issues such as induced seismicity in EGS projects and water usage in cooling remain manageable risks when mitigation measures are applied.



**Fig. 5.** Lifecycle CO<sub>2</sub> emissions of geothermal, fossil, and renewable technologies (g CO<sub>2</sub>/kWh), showing geothermal's relative advantage.

Economic analysis reveals that geothermal's levelized cost of electricity (LCOE) ranges from 50 to 120 USD/MWh, depending on resource quality, drilling depth, and financing conditions. While competitive with fossil fuels in high-quality fields, geothermal faces high upfront capital expenditures, particularly drilling costs that can exceed 40% of total investment. Binary and EGS projects often exhibit higher LCOEs due to technological immaturity and uncertainty in reservoir performance. Figure 6 uses a bubble chart to illustrate LCOE against plant capacity, with bubble size representing upfront capital cost. The figure shows that large-scale flash plants in Indonesia and Kenya achieve the lowest LCOEs, while small binary plants and EGS pilots remain more expensive. These results underscore the importance of risk-sharing mechanisms, concessional financing, and technological innovation in drilling to reduce costs [65].



**Fig. 6.** Bubble chart of geothermal power plant economics: LCOE vs capacity, with bubble size indicating capital cost.

Collectively, these results provide a multidimensional perspective on geothermal energy. They reveal that the technology is both technically viable and environmentally advantageous, yet constrained by economic and geographic limitations. Geothermal's greatest strength lies in its reliability and baseload capability, positioning it as a complement to intermittent renewables. Its weaknesses center on site specificity, exploration risk, and high initial costs. Emerging innovations, such as EGS, supercritical geothermal systems, and hybrid plants integrating solar or biomass, suggest promising avenues for overcoming these barriers. The figures and datasets presented here form the basis for critical discussion in the next section, where geothermal's role in sustainable energy transitions is further analyzed.

#### 4. Discussion

The results of this review demonstrate that geothermal energy has a unique role within the renewable energy landscape, characterized by its reliability, environmental benefits, and growing technological diversity. Unlike solar and wind power, which rely on variable meteorological conditions, geothermal provides stable baseload electricity that can

directly displace fossil fuel generation. This characteristic is central to the argument that geothermal is not only an auxiliary renewable but a cornerstone for stabilizing decarbonized power systems [66]. The discussion below interprets the findings across technical, economic, environmental, and policy dimensions, highlighting opportunities, challenges, and research priorities.

Technologically, geothermal energy has matured from its early reliance on dry steam resources to embrace a wide portfolio of conversion methods. The transition toward binary systems illustrates how technological innovation expands geographic applicability, enabling countries with moderate temperature resources to participate in geothermal development [67]. Enhanced geothermal systems (EGS), though still in the demonstration stage, have the potential to revolutionize the sector by unlocking vast hot dry rock resources. However, induced seismicity remains a key obstacle, as evidenced by pilot projects in Basel, Switzerland, and Pohang, South Korea, where public opposition intensified after felt earthquakes [68]. Future research must balance technical ambition with robust risk mitigation strategies, such as advanced seismic monitoring and community engagement.

Economically, geothermal energy exhibits a dual identity: it is simultaneously cost-competitive in favorable locations yet prohibitively expensive in marginal settings. The results show that while large flash plants in Indonesia or Kenya achieve LCOEs competitive with coal and natural gas, binary and EGS projects often struggle with costs above 100 USD/MWh [69]. Drilling costs dominate this equation, with success rates in exploratory drilling averaging only 40–60% globally [7]. Investment risks are therefore amplified, deterring private financiers. Innovative financing models, including risk-sharing facilities, concessional loans, and public-private partnerships, are essential to scaling the industry [8]. Policy frameworks such as feed-in tariffs, renewable portfolio standards, and tax incentives have proven effective in accelerating deployment, yet these are unevenly applied worldwide [9]. The evidence suggests that financial de-risking and supportive regulation are as critical as technological advancement.

Environmental considerations reinforce geothermal's credentials as a sustainable technology, though not without caveats. Lifecycle greenhouse gas emissions are low, averaging 40–60 g CO<sub>2</sub>/kWh, making geothermal a near-zero carbon energy source compared with fossil fuels [10]. Reinjection practices in modern plants minimize atmospheric emissions of CO<sub>2</sub> and H<sub>2</sub>S, while binary cycles virtually eliminate them. However, water usage for cooling, potential land subsidence, and seismic risks demand careful management [11]. The discussion also highlights a growing interest in geothermal byproducts, such as lithium recovery from geothermal brines, which could provide critical materials for battery storage while improving project economics [12]. This nexus between geothermal energy and resource extraction could redefine the sector's contribution to clean technology supply chains.

Comparative analysis with other renewables underscores geothermal's complementary role. Solar and wind have achieved remarkable cost reductions and deployment growth, but their intermittency necessitates backup capacity or storage solutions [13]. Geothermal, with its high capacity factors of 80–95%, provides firm capacity that enhances grid reliability. Hybrid systems integrating geothermal with solar thermal, biomass, or even hydrogen production have demonstrated promising synergies [14]. For example, coupling geothermal heat with concentrated solar power improves system efficiency, while using geothermal steam in hydrogen electrolysis reduces the carbon footprint of hydrogen production [15]. These integrations highlight geothermal's adaptability in broader energy system decarbonization.

Global equity in geothermal development is another theme that emerges. While countries such as Iceland, Kenya, and Indonesia showcase the transformative potential of geothermal, many resource-rich nations lack the institutional capacity or financing to exploit their reserves [16]. This disparity reflects broader issues of energy justice and technology transfer. International collaborations, capacity-building programs, and knowledge sharing are necessary to ensure that geothermal's benefits are not confined to a handful of countries. Development banks and climate finance mechanisms can play a pivotal role in bridging this gap, particularly in Africa, where geothermal potential is high but underdeveloped [17].



The role of geothermal energy in climate mitigation cannot be overstated. With fossil fuels still accounting for more than 80% of global primary energy consumption, deep decarbonization pathways require a diverse portfolio of renewables [18]. Geothermal's reliability makes it indispensable in reducing grid reliance on fossil baseload generation. According to scenarios modeled by the International Renewable Energy Agency (IRENA), geothermal could supply 8–10% of global electricity by 2050 under accelerated deployment, avoiding more than 1 gigaton of CO<sub>2</sub> emissions annually [19]. This requires not only technological breakthroughs but also strong policy alignment with climate goals, particularly under frameworks such as the Paris Agreement and national decarbonization strategies [20].

In summary, the discussion emphasizes that geothermal energy is at a crossroads. Its technological potential is vast, but its expansion is slowed by high upfront costs, exploration risks, and limited public awareness. Environmental performance is strong, yet issues such as induced seismicity must be addressed transparently. Economically, geothermal competes where conditions are favorable, but global scaling depends on financing innovation and policy support. Strategically, geothermal complements solar and wind, offering stability to renewable-dominated grids. The evidence suggests that with continued innovation, risk-sharing mechanisms, and integration into broader clean energy strategies, geothermal energy can transition from a niche resource to a mainstream contributor in the global energy mix.

## 5. Conclusion

Geothermal energy stands out among renewable technologies due to its reliability, low environmental impact, and capacity to provide both electricity and direct heat. The evidence synthesized in this review confirms that geothermal can serve as a cornerstone of sustainable energy systems, complementing intermittent resources such as solar and wind while reducing dependence on fossil fuels. Technological diversity, spanning from dry steam and flash plants to binary systems and enhanced geothermal systems, demonstrates geothermal's adaptability to different geological conditions. Efficiency levels and capacity factors consistently position geothermal as one of the most dependable renewable sources.

Despite these advantages, the sector remains constrained by economic and technical challenges. High upfront exploration and drilling costs, coupled with resource-specific risks, limit widespread adoption. Enhanced geothermal systems promise to overcome geographic limitations but require further research to address induced seismicity and reservoir sustainability. Policy instruments, innovative financing, and international collaboration will be critical to unlocking geothermal's untapped potential.

From an environmental perspective, geothermal's lifecycle greenhouse gas emissions are among the lowest of any energy source, reinforcing its role in climate mitigation. Opportunities for integrating geothermal with other technologies, such as solar, biomass, or hydrogen production, further expand its utility in decarbonized energy systems. The additional possibility of extracting critical minerals like lithium from geothermal brines adds another strategic dimension to its deployment.

Ultimately, geothermal energy is poised to contribute significantly to global decarbonization if technological, financial, and regulatory barriers are overcome. With appropriate investments in research, risk-sharing mechanisms, and supportive policy frameworks, geothermal energy can transition from a regionally concentrated resource into a globally significant component of the renewable energy portfolio, playing a vital role in achieving sustainable development and climate neutrality.

## Reference

- [1] International Energy Agency (IEA). World Energy Outlook 2022. Paris: IEA; 2022.
- [2] Fraunhofer ISE. Photovoltaics Report. Freiburg: Fraunhofer Institute for Solar Energy Systems; 2023.
- [3] International Renewable Energy Agency (IRENA). Renewable Power Generation Costs in Bertani R. Geothermal power generation in the world: 2015–2020 update report. Renewable Energy. 2021.
- [4] Lund JW, Freeston DH, Boyd TL. Direct utilization of geothermal energy 2020 worldwide review. Geothermics. 2020.
- [5] IPCC. Renewable Energy Sources and Climate Change Mitigation. Cambridge University Press; 2011.
- [6] DiPippo R. Geothermal Power Plants: Principles, Applications, Case Studies and

- Environmental Impact. Elsevier; 2016.
- [7] Tester JW, Anderson BJ, Batchelor AS, et al. The Future of Geothermal Energy. MIT Report; 2006.
- [8] Bloomfield KK, Moore JN, Neilson RP. Geothermal energy reduces greenhouse gases. Geothermal Resources Council Bulletin. 2003.
- [9] Barbier E. Geothermal energy technology and current status: an overview. Renewable and Sustainable Energy Reviews. 2002.
- [10] Fridleifsson IB, Bertani R, Huenges E, et al. The possible role and contribution of geothermal energy to the mitigation of climate change. IPCC Scoping Papers. 2008.
- [11] Shortall R, Davidsdottir B, Axelsson G. Development of a sustainability assessment framework for geothermal energy projects. Energy Policy. 2015.
- [12] Axelsson G. Sustainable management of geothermal resources. Proceedings World Geothermal Congress. 2010.
- [13] Li K, Hu Z, Li H, et al. A review of geothermal energy development in China: status, future prospects and policy implications. Renewable and Sustainable Energy Reviews. 2015.
- [14] Albertsson A, Stefánsson A. Utilization of geothermal brine for recovery of minerals. Minerals. 2018.
- [15] Augustine C. Updated US geothermal supply curve. NREL Technical Report. 2016.
- [16] Garg SK, Combs J. A reexamination of US geothermal well drilling statistics (1973–2009). Geothermics. 2010.
- [17] Karytsas S, Mendrinos D. Geothermal energy: current status and prospects. Energy Sources. 2014.
- [18] Kiplagat JK, Wang RZ, Li TX. Renewable energy in Kenya: resource potential and status of exploitation. Renewable and Sustainable Energy Reviews. 2011.
- [19] Stefánsson V. Geothermal energy: success stories. Renewable Energy. 2000.
- [20] Sanyal SK. Cost of geothermal power and factors that affect it. Geothermal Resources Council Transactions. 2005.
- [21] IRENA. Renewable Power Generation Costs in 2021. International Renewable Energy Agency; 2022.
- [22] International Energy Agency. Geothermal Technology Roadmap, IEA; 2011.
- [23] Haegel NM, Atwater HA, Barnes T, et al. Terawatt-scale photovoltaics and energy storage. Science. 2017;356:141–143.
- [24] Sgouridis S, Csala D, Bardi U. The sower's way: Quantifying the narrowing net-energy pathways to a global energy transition. Environ Res Lett. 2016;11:094009.
- [25] IPCC. Special Report on Renewable Energy Sources and Climate Change Mitigation. Cambridge University Press; 2011.
- [26] Louwen A, van Sark WGHM, Faaij APC, Schropp REI. Re-assessment of net energy production and greenhouse gas emissions of photovoltaics. Nat Commun. 2016;7:13728.
- [27] Hernandez RR, Hoffacker MK, Murphy-Mariscal ML, et al. Solar energy development impacts on land cover change and protected areas. PNAS. 2015;112:13579–13584.
- [28] Barron-Gafford GA, Minor RL, Allen NA, et al. Agrivoltaics provide mutual benefits across the food–energy–water nexus. Nat Sustain. 2019;2:848–855.
- [29] Santafé MR, Santafé MR, Roldán MJ, et al. Theoretical and experimental analysis of a floating photovoltaic cover for water irrigation reservoirs. Energy. 2014;67:246–255.
- [30] Sovacool BK, Griffiths S, Kim J, Bazilian M. Climate change and industrial policy: Comparative policy lessons from Germany, South Korea, and China. Energy Policy. 2021;149:112002.
- [31] Jacobson MZ, Delucchi MA, Bauer ZAF, et al. 100% clean and renewable wind, water, and sunlight all-sector energy roadmaps for 139 countries. Joule. 2017;1:108–121.
- [32] Bogdanov D, Farfan J, Sadovskaia K, et al. Radical transformation pathway towards sustainable electricity via evolutionary steps. Nat Commun. 2019;10:1077.
- [33] Lund H, Østergaard PA, Connolly D, Mathiesen BV. Smart energy and smart energy systems. Energy. 2017;137:556–565.
- [34] Denholm P, Sun Y, Mai T. An introduction to grid services: Concepts, technical requirements, and provision from wind and solar generation. NREL Technical Report; 2019.